





PR 63/2



9.0

ir	$n_1 = 2800 \text{ min}^{-1}$				$n_1 = 1400 \text{ min}^{-1}$				$n_1 = 900 \text{ min}^{-1}$				$n_1 = 500 \text{ min}^{-1}$				IEC
	n_2	T_{2M}	P	RD	n_2	T_{2M}	P	RD	n_2	T_{2M}	P	RD	n_2	T_{2M}	P	RD	
	min^{-1}	Nm	kW	%	min^{-1}	Nm	kW	%	min^{-1}	Nm	kW	%	min^{-1}	Nm	kW	%	
3.0	935.6	77	7.9	95	467.8	80	4.1	95	300.7	85	2.8	95	167.1	88	1.6	95	112 B5 112 B14 100 B5 100 B14 90 B5 90 B14 80 B5 80 B14 71 B5 63 B5
3.9	719.9	90	7.1	95	360.0	110	4.4	95	231.4	115	2.9	95	128.6	120	1.7	95	
4.3	645.0	95	6.8	95	322.5	130	4.6	95	207.3	135	3.1	95	115.2	140	1.8	95	
5.0	557.0	110	6.8	95	278.5	140	4.3	95	179.0	150	3.0	95	99.5	155	1.7	95	
5.6	499.0	125	6.9	95	249.5	160	4.4	95	160.4	170	3.0	95	89.1	180	1.8	95	
6.2	452.2	130	6.5	95	226.1	160	4.0	95	145.3	175	2.8	95	80.7	180	1.6	95	
6.5	431.2	135	6.4	95	215.6	170	4.0	95	138.6	185	2.8	95	77.0	195	1.7	95	
7.4	379.1	140	5.9	95	189.6	180	3.8	95	121.9	190	2.6	95	67.7	200	1.5	95	
8.0	347.9	150	5.8	95	174.0	200	3.8	95	111.8	215	2.7	95	62.1	230	1.6	95	
9.0	311.7	165	5.7	95	155.9	210	3.6	95	100.2	230	2.5	95	55.7	250	1.5	95	
10.4	269.4	180	5.3	95	134.7	220	3.3	95	86.6	240	2.3	95	48.1	255	1.4	95	
11.8	236.9	190	5.0	95	118.4	235	3.1	95	76.1	255	2.1	95	42.3	255	1.2	95	
13.5	206.9	205	4.7	95	103.4	250	2.9	95	66.5	255	1.9	95	36.9	255	1.0	95	
14.4	194.8	190	4.1	95	97.4	220	2.4	95	62.5	230	1.6	95	34.8	240	0.9	95	
16.9	166.1	230	4.2	95	83.0	250	2.3	95	53.4	255	1.5	95	29.7	255	0.8	95	
19.8	141.3	230	3.6	95	70.7	250	1.9	95	45.4	255	1.3	95	25.2	255	0.7	95	
20.5	136.6	210	3.2	95	68.3	230	1.7	95	43.9	240	1.2	95	24.4	250	0.7	95	
24.1	116.2	210	2.7	95	58.1	230	1.5	95	37.3	245	1.0	95	20.7	250	0.6	95	
26.1	107.3	220	2.6	95	53.6	240	1.4	95	34.5	250	1.0	95	19.2	255	0.5	95	
31.7	88.2	220	2.1	95	44.1	240	1.2	95	28.4	250	0.8	95	15.8	250	0.4	95	
36.6	76.6	225	1.9	95	38.3	250	1.1	95	24.6	250	0.7	95	13.7	250	0.4	95	

PR 63/3



9.0

ir	$n_1 = 2800 \text{ min}^{-1}$				$n_1 = 1400 \text{ min}^{-1}$				$n_1 = 900 \text{ min}^{-1}$				$n_1 = 500 \text{ min}^{-1}$				IEC
	n_2	T_{2M}	P	RD	n_2	T_{2M}	P	RD	n_2	T_{2M}	P	RD	n_2	T_{2M}	P	RD	
	min^{-1}	Nm	kW	%	min^{-1}	Nm	kW	%	min^{-1}	Nm	kW	%	min^{-1}	Nm	kW	%	
43.4	64.6	220	1.6	93	32.3	250	0.9	93	20.7	250	0.6	93	11.5	250	0.3	93	80 B5 80 B14 71 B5 63 B5
47.0	59.6	200	1.3	93	29.8	250	0.8	93	19.2	255	0.6	93	10.6	255	0.3	93	
53.3	52.5	220	1.3	93	26.3	250	0.7	93	16.9	255	0.5	93	9.4	255	0.3	93	
57.2	48.9	230	1.3	93	24.5	250	0.7	93	15.7	255	0.5	93	8.7	255	0.3	93	
61.8	45.3	230	1.2	93	22.7	250	0.6	93	14.6	255	0.4	93	8.1	255	0.2	93	
69.6	40.2	240	1.1	93	20.1	250	0.6	93	12.9	250	0.4	93	7.2	250	0.2	93	
75.4	37.1	240	1.0	93	18.6	250	0.5	93	11.9	255	0.3	93	6.6	255	0.2	93	
81.4	34.4	240	0.9	93	17.2	250	0.5	93	11.1	255	0.3	93	6.1	255	0.2	93	
88.4	31.7	240	0.9	93	15.8	250	0.4	93	10.2	250	0.3	93	5.7	250	0.2	93	
98.9	28.3	240	0.8	93	14.2	250	0.4	93	9.1	250	0.3	93	5.1	250	0.1	93	
114.4	24.5	240	0.7	93	12.2	250	0.3	93	7.9	255	0.2	93	4.4	260	0.1	93	
135.4	20.7	240	0.6	93	10.3	250	0.3	93	6.6	255	0.2	93	3.7	260	0.1	93	
149.1	18.8	240	0.5	93	9.4	250	0.3	93	6.0	255	0.2	93	3.4	260	0.1	93	
164.7	17.0	240	0.5	93	8.5	250	0.2	93	5.5	250	0.2	93	3.0	260	0.1	93	
181.3	15.4	240	0.4	93	7.7	250	0.2	93	5.0	250	0.1	93	2.8	260	0.1	93	
216.9	12.9	240	0.3	93	6.5	250	0.2	93	4.2	255	0.1	93	2.3	260	0.1	93	



PR 71/2



14.0

ir	$n_1 = 2800 \text{ min}^{-1}$				$n_1 = 1400 \text{ min}^{-1}$				$n_1 = 900 \text{ min}^{-1}$				$n_1 = 500 \text{ min}^{-1}$				IEC
	n_2 min ⁻¹	T_{2M} Nm	P kW	RD %	n_2 min ⁻¹	T_{2M} Nm	P kW	RD %	n_2 min ⁻¹	T_{2M} Nm	P kW	RD %	n_2 min ⁻¹	T_{2M} Nm	P kW	RD %	
2.6	1078.5	120	14.3	95	539.3	130	7.7	95	346.7	130	5.0	95	192.6	130	2.8	95	112 B5 112 B14 100 B5 100 B14 90 B5 90 B14 80 B5 80 B14 71 B5
3.2	880.4	140	13.6	95	440.2	150	7.3	95	283.0	150	4.7	95	157.2	150	2.6	95	
3.8	745.8	160	13.2	95	372.9	175	7.2	95	239.7	180	4.8	95	133.2	180	2.6	95	
4.3	650.3	180	12.9	95	325.2	200	7.2	95	209.0	210	4.8	95	116.1	210	2.7	95	
5.3	530.9	180	10.5	95	265.4	210	6.1	95	170.6	230	4.3	95	94.8	230	2.4	95	
6.2	449.7	230	11.4	95	224.8	260	6.4	95	144.5	300	4.8	95	80.3	300	2.7	95	
7.1	395.3	270	11.8	95	197.6	300	6.5	95	127.1	330	4.6	95	70.6	330	2.6	95	
8.7	322.7	280	10.0	95	161.3	310	5.5	95	103.7	350	4.0	95	57.6	350	2.2	95	
10.2	273.3	370	11.1	95	136.7	420	6.3	95	87.9	470	4.6	95	48.8	470	2.5	95	
11.6	242.0	380	10.1	95	121.0	430	5.7	95	77.8	480	4.1	95	43.2	480	2.3	95	
12.3	228.2	280	7.0	95	114.1	300	3.8	95	73.3	310	2.5	95	40.7	310	1.4	95	
14.0	199.5	400	8.8	95	99.8	450	4.9	95	64.1	480	3.4	95	35.6	480	1.9	95	
16.1	173.9	420	8.0	95	86.9	460	4.4	95	55.9	480	3.0	95	31.0	480	1.6	95	
17.3	161.7	420	7.5	95	80.9	460	4.1	95	52.0	480	2.8	95	28.9	480	1.5	95	
18.7	150.0	420	6.9	95	75.0	460	3.8	95	48.2	480	2.6	95	26.8	480	1.4	95	
20.2	138.7	420	6.4	95	69.3	460	3.5	95	44.6	480	2.4	95	24.8	480	1.3	95	
21.9	127.8	420	5.9	95	63.9	460	3.2	95	41.1	480	2.2	95	22.8	480	1.2	95	
25.3	110.9	360	4.4	95	55.4	410	2.5	95	35.6	410	1.6	95	19.8	410	0.9	95	
28.8	97.2	410	4.4	95	48.6	460	2.5	95	31.2	460	1.6	95	17.4	460	0.9	95	
33.1	84.7	370	3.5	95	42.4	410	1.9	95	27.2	410	1.2	95	15.1	410	0.7	95	
37.3	75.1	365	3.0	95	37.5	410	1.7	95	24.1	410	1.1	95	13.4	420	0.6	95	
44.7	62.6	400	2.8	95	31.3	460	1.6	95	20.1	460	1.0	95	11.2	480	0.6	95	
50.5	55.5	400	2.4	95	27.7	460	1.4	95	17.8	460	0.9	95	9.9	480	0.5	95	

PR 71/3



14.0

ir	$n_1 = 2800 \text{ min}^{-1}$				$n_1 = 1400 \text{ min}^{-1}$				$n_1 = 900 \text{ min}^{-1}$				$n_1 = 500 \text{ min}^{-1}$				IEC
	n_2 min ⁻¹	T_{2M} Nm	P kW	RD %	n_2 min ⁻¹	T_{2M} Nm	P kW	RD %	n_2 min ⁻¹	T_{2M} Nm	P kW	RD %	n_2 min ⁻¹	T_{2M} Nm	P kW	RD %	
39.5	70.8	420	3.3	93	35.4	460	1.8	93	22.8	470	1.2	93	12.6	480	0.7	93	90 B5 90 B14 80 B5 80 B14 71 B5 63 B5
53.5	52.3	420	2.5	93	26.2	460	1.4	93	16.8	460	0.9	93	9.3	480	0.5	93	
60.8	46.0	420	2.2	93	23.0	460	1.2	93	14.8	460	0.8	93	8.2	480	0.4	93	
64.2	43.6	420	2.1	93	21.8	460	1.1	93	14.0	470	0.7	93	7.8	480	0.4	93	
75.4	37.2	420	1.8	93	18.6	460	1.0	93	11.9	470	0.6	93	6.6	480	0.4	93	
86.8	32.3	420	1.5	93	16.1	460	0.8	93	10.4	470	0.5	93	5.8	480	0.3	93	
91.5	30.6	420	1.4	93	15.3	460	0.8	93	9.8	470	0.5	93	5.5	480	0.3	93	
99.3	28.2	420	1.3	93	14.1	460	0.7	93	9.1	470	0.5	93	5.0	480	0.3	93	
107.5	26.0	420	1.2	93	13.0	460	0.7	93	8.4	470	0.4	93	4.6	480	0.3	93	
123.8	22.6	420	1.1	93	11.3	460	0.6	93	7.3	480	0.4	93	4.0	520	0.2	93	
134.3	20.9	420	1.0	93	10.4	460	0.5	93	6.7	490	0.4	93	3.7	520	0.2	93	
154.8	18.1	420	0.9	93	9.0	460	0.5	93	5.8	500	0.3	93	3.2	520	0.2	93	
163.2	17.2	420	0.8	93	8.6	460	0.4	93	5.5	470	0.3	93	3.1	480	0.2	93	
191.6	14.6	450	0.7	93	7.3	490	0.4	93	4.7	520	0.3	93	2.6	540	0.2	93	
220.8	12.7	450	0.6	93	6.3	500	0.4	93	4.1	520	0.2	93	2.3	540	0.1	93	



4.6 Prestazioni riduttori PR

4.6 PR gearboxes performances

4.6 Leistungen der PR-Getriebe

PR 90/2



30

ir	n ₁ = 2800 min ⁻¹				n ₁ = 1400 min ⁻¹				n ₁ = 900 min ⁻¹				n ₁ = 500 min ⁻¹				IEC
	n ₂ min ⁻¹	T _{2M} Nm	P kW	RD %	n ₂ min ⁻¹	T _{2M} Nm	P kW	RD %	n ₂ min ⁻¹	T _{2M} Nm	P kW	RD %	n ₂ min ⁻¹	T _{2M} Nm	P kW	RD %	
2.7	1025.6	270	30.5	95	512.8	330	18.7	95	329.7	330	12.0	95	183.2	330	6.7	95	132 B5 132 B14
4.2	662.1	390	28.5	95	331.0	480	17.5	95	212.8	480	11.3	95	118.2	480	6.3	95	
5.3	528.9	430	25.1	95	264.5	530	15.4	95	170.0	530	9.9	95	94.5	530	5.5	95	
5.9	470.7	450	23.3	95	235.3	560	14.5	95	151.3	560	9.3	95	84.1	560	5.2	95	
6.7	417.1	480	22.1	95	208.6	600	13.8	95	134.1	600	8.9	95	74.5	600	4.9	95	
7.8	361.0	520	20.7	95	180.5	650	12.9	95	116.0	700	9.0	95	64.5	720	5.1	95	
8.7	321.8	460	16.3	95	160.9	560	9.9	95	103.4	560	6.4	95	57.5	560	3.5	95	
9.3	300.2	460	15.2	95	150.1	560	9.3	95	96.5	560	6.0	95	53.6	560	3.3	95	
9.7	288.4	660	21.0	95	144.2	820	13.0	95	92.7	880	9.0	95	51.5	900	5.1	95	
10.9	256.7	700	19.8	95	128.3	860	12.2	95	82.5	920	8.4	95	45.8	920	4.6	95	
12.3	227.4	740	18.6	95	113.7	910	11.4	95	73.1	920	7.4	95	40.6	940	4.2	95	
14.0	200.5	740	16.4	95	100.2	910	10.1	95	64.4	920	6.5	95	35.8	940	3.7	95	
16.0	175.5	740	14.3	95	87.7	910	8.8	95	56.4	920	5.7	95	31.3	940	3.2	95	
17.1	163.7	740	13.4	95	81.8	910	8.2	95	52.6	920	5.3	95	29.2	940	3.0	95	
19.8	141.3	740	11.5	95	70.7	910	7.1	95	45.4	920	4.6	95	25.2	940	2.6	95	
21.4	130.7	740	10.7	95	65.4	910	6.6	95	42.0	920	4.3	95	23.3	940	2.4	95	
25.0	112.2	740	9.1	95	56.1	910	5.6	95	36.1	920	3.7	95	20.0	940	2.1	95	
27.7	101.0	740	8.2	95	50.5	910	5.1	95	32.5	920	3.3	95	18.0	940	1.9	95	
30.5	91.7	740	7.5	95	45.9	910	4.6	95	29.5	920	3.0	95	16.4	940	1.7	95	
35.0	80.0	700	6.2	95	40.0	850	3.7	95	25.7	890	2.5	95	14.3	920	1.4	95	
40.4	69.3	585	4.5	95	34.7	720	2.8	95	22.3	760	1.9	95	12.4	820	1.1	95	
44.1	63.5	700	4.9	95	31.8	860	3.0	95	20.4	950	2.1	95	11.3	1000	1.4	95	
50.9	55.0	700	4.2	95	27.5	860	2.6	95	17.7	950	1.9	95	9.8	1000	1.1	95	

PR 90/3



30

ir	n ₁ = 2800 min ⁻¹				n ₁ = 1400 min ⁻¹				n ₁ = 900 min ⁻¹				n ₁ = 500 min ⁻¹				IEC
	n ₂ min ⁻¹	T _{2M} Nm	P kW	RD %	n ₂ min ⁻¹	T _{2M} Nm	P kW	RD %	n ₂ min ⁻¹	T _{2M} Nm	P kW	RD %	n ₂ min ⁻¹	T _{2M} Nm	P kW	RD %	
38.7	72.3	700	5.7	93	36.2	910	3.7	93	23.2	945	2.5	93	12.9	945	1.4	93	100 B5 100 B14
43.7	64.0	750	5.4	93	32.0	910	3.3	93	20.6	945	2.2	93	11.4	945	1.2	93	
48.8	57.4	750	4.8	93	28.7	910	2.9	93	18.4	945	2.0	93	10.2	945	1.1	93	
55.2	50.7	720	4.1	93	25.4	910	2.6	93	16.3	945	1.7	93	9.1	945	1.0	93	
62.3	44.9	750	3.8	93	22.5	910	2.3	93	14.4	945	1.5	93	8.0	945	0.9	93	
70.6	39.7	800	3.6	93	19.8	910	2.0	93	12.8	945	1.4	93	7.1	945	0.8	93	
76.3	36.7	800	3.3	93	18.3	910	1.9	93	11.8	945	1.3	93	6.6	945	0.7	93	
82.8	33.8	800	3.0	93	16.9	910	1.7	93	10.9	945	1.2	93	6.0	945	0.6	93	
93.3	30.0	800	2.7	93	15.0	910	1.5	93	9.6	945	1.0	93	5.4	945	0.6	93	
100.6	27.8	800	2.5	93	13.9	910	1.4	93	8.9	945	1.0	93	5.0	945	0.5	93	
108.9	25.7	910	2.6	93	12.9	910	1.3	93	8.3	945	0.9	93	4.6	945	0.5	93	
125.0	22.4	910	2.3	93	11.2	910	1.1	93	7.2	945	0.8	93	4.0	945	0.4	93	
141.0	19.9	910	2.0	93	9.9	910	1.0	93	6.4	945	0.7	93	3.5	945	0.4	93	
155.2	18.0	910	1.8	93	9.0	910	0.9	93	5.8	945	0.6	93	3.2	945	0.3	93	
178.1	15.7	910	1.6	93	7.9	910	0.8	93	5.1	945	0.5	93	2.8	945	0.3	93	
201.0	13.9	910	1.4	93	7.0	910	0.7	93	4.5	945	0.5	93	2.5	945	0.3	93	
224.4	12.5	910	1.3	93	6.2	910	0.6	93	4.0	945	0.4	93	2.2	945	0.2	93	
253.2	11.1	910	1.1	93	5.5	910	0.6	93	3.6	945	0.4	93	2.0	945	0.2	93	



4.6 Prestazioni riduttori PR

4.6 PR gearboxes performances

4.6 Leistungen der PR-Getriebe

PR 112/2



59

ir	n ₁ = 2800 min ⁻¹				n ₁ = 1400 min ⁻¹				n ₁ = 900 min ⁻¹				n ₁ = 500 min ⁻¹				IEC
	n ₂ min ⁻¹	T _{2M} Nm	P kW	RD %	n ₂ min ⁻¹	T _{2M} Nm	P kW	RD %	n ₂ min ⁻¹	T _{2M} Nm	P kW	RD %	n ₂ min ⁻¹	T _{2M} Nm	P kW	RD %	
2.9	967.0	480	51.2	95	483.5	600	32.0	95	310.8	650	22.3	95	172.7	650	12.4	95	160 B5 132 B5 112 B5 100 B5
3.4	831.9	520	47.7	95	416.0	640	29.3	95	267.4	690	20.3	95	148.6	700	11.5	95	
4.0	706.4	610	47.5	95	353.2	750	29.2	95	227.0	850	21.3	95	126.1	900	12.5	95	
4.6	607.7	660	44.2	95	303.8	820	27.5	95	195.3	920	19.8	95	108.5	960	11.5	95	
6.1	459.6	770	39.0	95	229.8	950	24.1	95	147.7	970	15.8	95	82.1	970	8.8	95	
6.8	412.4	810	36.8	95	206.2	990	22.5	95	132.5	1000	14.6	95	73.6	1000	8.1	95	
7.9	353.7	850	33.1	95	176.8	1050	20.5	95	113.7	1100	13.8	95	63.2	1100	7.7	95	
8.9	313.2	890	30.7	95	156.6	1100	19.0	95	100.7	1100	12.2	95	55.9	1100	6.8	95	
9.7	289.2	900	28.7	95	144.6	1100	17.5	95	93.0	1100	11.3	95	51.6	1100	6.3	95	
11.1	253.3	950	26.5	95	126.7	1100	15.4	95	81.4	1100	9.9	95	45.2	1100	5.5	95	
12.4	225.7	1150	28.6	95	112.8	1420	17.7	95	72.5	1600	12.8	95	40.3	1700	7.6	95	
14.5	193.6	1250	26.7	95	96.8	1550	16.5	95	62.2	1700	11.7	95	34.6	1850	7.0	95	
16.3	171.4	1320	24.9	95	85.7	1630	15.4	95	55.1	1800	10.9	95	30.6	1850	6.2	95	
17.7	158.3	1380	24.1	95	79.1	1700	14.8	95	50.9	1800	10.1	95	28.3	1850	5.8	95	
20.2	138.6	1440	22.0	95	69.3	1750	13.4	95	44.6	1850	9.1	95	24.8	1850	5.0	95	
21.7	129.3	1460	20.8	95	64.6	1750	12.5	95	41.6	1850	8.5	95	23.1	1850	4.7	95	
25.4	110.1	1460	17.7	95	55.1	1620	9.8	95	35.4	1720	6.7	95	19.7	1830	4.0	95	
29.1	96.1	1460	15.5	95	48.0	1750	9.3	95	30.9	1850	6.3	95	17.2	1850	3.5	95	
32.3	86.6	1460	13.9	95	43.3	1750	8.4	95	27.8	1850	5.7	95	15.5	1850	3.2	95	
38.9	72.0	1460	11.6	95	36.0	1750	6.9	95	23.1	1850	4.7	95	12.9	1850	2.6	95	
40.7	68.8	1460	11.1	95	34.4	1750	6.6	95	22.1	1800	4.4	95	12.3	1850	2.5	95	
44.7	62.6	1460	10.1	95	31.3	1750	6.0	95	20.1	1800	4.0	95	11.2	1900	2.3	95	
48.9	57.2	1460	9.2	95	28.6	1750	5.5	95	18.4	1850	3.7	95	10.2	1900	2.1	95	

PR 112/3



59

ir	n ₁ = 2800 min ⁻¹				n ₁ = 1400 min ⁻¹				n ₁ = 900 min ⁻¹				n ₁ = 500 min ⁻¹				IEC
	n ₂ min ⁻¹	T _{2M} Nm	P kW	RD %	n ₂ min ⁻¹	T _{2M} Nm	P kW	RD %	n ₂ min ⁻¹	T _{2M} Nm	P kW	RD %	n ₂ min ⁻¹	T _{2M} Nm	P kW	RD %	
51.2	54.7	1350	8.3	93	27.4	1700	5.2	93	17.6	1860	3.7	93	9.8	1860	2.0	93	112 B5 100 B5 90 B5 80 B5
58.5	47.9	1400	7.5	93	23.9	1750	4.7	93	15.4	1860	3.2	93	8.6	1860	1.8	93	
62.7	44.7	1420	7.1	93	22.3	1750	4.4	93	14.4	1860	3.0	93	8.0	1860	1.7	93	
67.4	41.6	1440	6.7	93	20.8	1750	4.1	93	13.4	1860	2.8	93	7.4	1860	1.6	93	
72.6	38.6	1500	6.5	93	19.3	1750	3.8	93	12.4	1860	2.6	93	6.9	1860	1.4	93	
78.5	35.7	1500	6.0	93	17.8	1750	3.5	93	11.5	1860	2.4	93	6.4	1860	1.3	93	
87.3	32.1	1500	5.4	93	16.0	1750	3.2	93	10.3	1860	2.2	93	5.7	1860	1.2	93	
93.6	29.9	1500	5.1	93	15.0	1750	2.9	93	9.6	1860	2.0	93	5.3	1860	1.1	93	
108.4	25.8	1500	4.4	93	12.9	1750	2.5	93	8.3	1860	1.7	93	4.6	1860	1.0	93	
117.2	23.9	1500	4.0	93	11.9	1750	2.4	93	7.7	1860	1.6	93	4.3	1860	0.9	93	
128.3	21.8	1500	3.7	93	10.9	1750	2.2	93	7.0	1860	1.5	93	3.9	1860	0.8	93	
148.0	18.9	1500	3.2	93	9.5	1750	1.9	93	6.1	1860	1.3	93	3.4	1860	0.7	93	
167.0	16.8	1500	2.8	93	8.4	1750	1.7	93	5.4	1860	1.1	93	3.0	1860	0.6	93	
191.5	14.6	1500	2.5	93	7.3	1750	1.4	93	4.7	1860	1.0	93	2.6	1860	0.5	93	
220.9	12.7	1500	2.1	93	6.3	1750	1.2	93	4.1	1860	0.9	93	2.3	1860	0.5	93	
241.0	11.6	1500	2.0	93	5.8	1750	1.1	93	3.7	1900	0.8	93	2.1	1900	0.4	93	
278.1	10.1	1500	1.7	93	5.0	1750	1.0	93	3.2	1900	0.7	93	1.8	1900	0.4	93	

N.B.
Per i riduttori evidenziati dal doppio bordo nella colonna delle potenze è necessario verificare lo scambio termico del riduttore (come indicato nel par. 1.7). Per maggiori informazioni contattare l'ufficio tecnico STM.

NOTE.
Pay attention please to the frame around the input power value: for this gearboxes it's important to check the thermal capacity (comp. par. 1.7). For details please contact our technical office.

HINWEIS.
Sind in den Tabellen Nennleistungen eingerahmt, so ist die thermische Leistungsgrenze der Getriebe zu beachten (s. par.1.7).
Für weitere Informationen wenden Sie sich bitte an unser technisches Büro.

N.B.
I pesi riportati sono indicativi e possono variare in funzione della versione del riduttore.

NOTE.
Listed weights are for reference only and can vary according to the gearbox version.

HINWEIS.
Die angegebenen Gewichtsmaße sind Richtwerte und können je nach Getriebeversion variieren.





Nella tab. 4.5 sono riportate le grandezze motore accoppiabili (IEC) unitamente alle dimensioni albero/flangia motore standard.

In table 4.5 the possible shaft/flange dimensions IEC standard are listed

In Tabelle 4.5 sind die verfügbaren IEC-Standardmotoreingänge mit den Wellen-u. Flanschabmessungen aufgelistet.

Tab. 4.5

Possibili accoppiamenti con motori IEC - Possible couplings with IEC motors - Mögliche Verbindungen mit IEC-Motoren			
	IEC	ir	
		Tutti / All / Alle	
PMP 63/2 PMF 63/2	63	11/140 (B5)	
	71	14/160 (B5)	
	80	19/200 (B5) - 19/120 (B14)	19/160 - 19/140
	90	24/200 (B5) - 24/140 (B14)	24/160 - 24/120
	100 112	28/250 (B5) - 28/160 (B14)	
PMP 63/3 PMF 63/3	63	11/140 (B5)	
	71	14/160 (B5)	
	80	19/200 (B5) - 19/120 (B14)	19/160 - 19/140
PMP 71/2 PMF 71/2	71	14/160 (B5)	14/200 - 14/140 - 14/120
	80	19/200 (B5) - 19/120 (B14)	19/160 - 19/140
	90	24/200 (B5) - 24/140 (B14)	24/160 - 24/120
	100 112	28/250 (B5) - 28/160 (B14)	
PMP 71/3 PMF 71/3	63	11/140 (B5)	
	71	14/160 (B5)	14/200 - 14/140 - 14/120
	80	19/200 (B5) - 19/120 (B14)	19/160 - 19/140
	90	24/200 (B5) - 24/140 (B14)	24/160 - 24/120

Possibili accoppiamenti con motori IEC - Possible couplings with IEC motors - Mögliche Verbindungen mit IEC-Motoren			
	IEC	ir	
		Tutti / All / Alle	
PMP 90/2 PMF 90/2	90	24/200 (B5)	24/300 - 24/250
	100 112	28/250 (B5)	28/200 - 28/300
	132	38/300 (B5) - 38/200 (B14)	38/250
PMP 90/3 PMF 90/3	71	14/160 (B5)	
	80	19/200 (B5) - 19/120 (B14)	
	90	24/200 (B5) - 24/140 (B14)	
	100	28/250 (B5) - 28/160 (B14)	
PMP 112/2 PMF 112/2	100 112	28/250 (B5)	28/350 - 28/300
	132	38/300 (B5)	38/350 - 38/250
	160	42/350 (B5)	42/300 - 42/250
PMP 112/3 PMF 112/3	80	19/200 (B5)	
	90	24/200 (B5)	
	100 112	28/250 (B5)	

Legenda:

19/200 (B5) 19/160

19/200 : combinazione albero/flangia standard
(B5) : forma costruttiva motore IEC
19/160 : combinazioni albero/flangia a richiesta

Key:

19/200 (B5) 19/160

19/200 : standard shaft/flange combination
(B5) : IEC motor constructive shape
19/160 : shaft/flange combinations upon request

Legende:

19/200 (B5) 19/160

19/200 : Standardkombinationen Welle/Flansch
(B5) : Konstruktionsform IEC-Motor
19/160 : Sonderkombinationen Welle/Flansch



**4.7 Prestazioni motoriduttori
PMP - PCP - PMF - PCF**

n ₂ min ⁻¹	ir	T2 Nm	FS'	PMP - PCP PMF - PCF	
-------------------------------------	----	----------	-----	------------------------	--

0.09 kW		n ₁ = 860 min ⁻¹		63B 6	
----------------	--	--	--	-------	--

64	13.5	13	19.9	63/2	63B 6
60	14.4	14	16.8	63/2	63B 6
51	16.9	16	15.9	63/2	63B 6
43	19.8	19	13.6	63/2	63B 6
36	24.1	23	10.7	63/2	63B 6
33	26.1	25	10.1	63/2	63B 6
27	31.7	30	8.3	63/2	63B 6
23	36.6	35	7.2	63/2	63B 6
19.8	43.4	40	6.2	63/3	63B 6
18.3	47.0	44	5.8	63/3	63B 6
16.1	53.3	50	5.1	63/3	63B 6
15.0	57.2	53	4.8	63/3	63B 6
13.9	61.8	57	4.4	63/3	63B 6
12.4	69.6	65	3.9	63/3	63B 6
11.4	75.4	70	3.6	63/3	63B 6
10.6	81.4	76	3.4	63/3	63B 6
9.7	88.4	82	3.0	63/3	63B 6
8.7	98.9	92	2.7	63/3	63B 6
7.5	114.4	106	2.4	63/3	63B 6
6.4	135.4	126	2.0	63/3	63B 6
5.8	149.1	139	1.8	63/3	63B 6
5.3	163.2	152	3.1	71/3	63B 6
5.2	164.7	153	1.6	63/3	63B 6
4.7	181.3	169	1.5	63/3	63B 6
4.5	191.6	178	2.9	71/3	63B 6
4.0	216.9	202	1.3	63/3	63B 6
3.9	220.8	205	2.5	71/3	63B 6

0.13 kW		n ₁ = 1360 min ⁻¹ n ₁ = 860 min ⁻¹		63A 4 63C 6	
----------------	--	---	--	----------------	--

94	14.4	12	17.6	63/2	63A 4
80	16.9	15	17.1	63/2	63A 4
69	19.8	17	14.6	63/2	63A 4
56	24.1	21	11.0	63/2	63A 4
52	26.1	23	10.6	63/2	63A 4
43	31.7	27	8.7	63/2	63A 4
37	36.6	32	7.9	63/2	63A 4
31	43.4	37	6.8	63/3	63A 4
26	53.3	45	5.5	63/3	63A 4
24	57.2	49	5.1	63/3	63A 4
22	61.8	52	4.8	63/3	63A 4
19.5	69.6	59	4.2	63/3	63A 4
18.0	75.4	64	3.9	63/3	63A 4
16.7	81.4	69	3.6	63/3	63A 4
15.4	88.4	75	3.3	63/3	63A 4
13.8	98.9	84	3.0	63/3	63A 4
11.9	114.4	97	2.6	63/3	63A 4
10.0	135.4	115	2.2	63/3	63A 4
9.1	149.1	127	2.0	63/3	63A 4
8.3	163.2	139	3.3	71/3	63A 4
8.3	164.7	140	1.8	63/3	63A 4
7.5	181.3	154	1.6	63/3	63A 4
7.1	191.6	163	3.0	71/3	63A 4
6.3	216.9	184	1.4	63/3	63A 4
6.2	220.8	187	2.7	71/3	63A 4
5.3	163.2	219	2.1	71/3	63C 6

**4.7 PMP - PCP - PMF - PCF
Gearmotors performances**

n ₂ min ⁻¹	ir	T2 Nm	FS'	PMP - PCP PMF - PCF	
-------------------------------------	----	----------	-----	------------------------	--

0.13 kW		n ₁ = 1360 min ⁻¹ n ₁ = 860 min ⁻¹		63A 4 63C 6	
----------------	--	---	--	----------------	--

5.2	164.7	221	1.1	63/3	63C 6
4.0	216.9	291	0.9	63/3	63C 6
3.9	220.8	296	1.8	71/3	63C 6

0.18 kW		n ₁ = 1370 min ⁻¹ n ₁ = 870 min ⁻¹		63B 4 71A 6	
----------------	--	---	--	----------------	--

152	9.0	11	19.6	63/2	63B 4
132	10.4	12	17.7	63/2	63B 4
116	11.8	14	16.7	63/2	63B 4
101	13.5	16	15.5	63/2	63B 4
95	14.4	17	12.8	63/2	63B 4
81	16.9	20	12.4	63/2	63B 4
69	19.8	24	10.6	63/2	63B 4
57	24.1	29	8.0	63/2	63B 4
52	26.1	31	7.7	63/2	63B 4
43	31.7	38	6.4	63/2	63B 4
37	36.6	44	5.7	63/2	63B 4
32	43.4	51	4.9	63/3	63B 4
29	47.0	55	4.6	63/3	63B 4
26	53.3	62	4.0	63/3	63B 4
24	57.2	67	3.7	63/3	63B 4
22	61.8	72	3.5	63/3	63B 4
19.7	69.6	81	3.1	63/3	63B 4
18.2	75.4	88	2.8	63/3	63B 4
16.8	81.4	95	2.6	63/3	63B 4
15.5	88.4	103	2.4	63/3	63B 4
13.9	98.9	115	2.2	63/3	63B 4
12.0	114.4	133	1.9	63/3	63B 4
11.1	123.8	144	3.2	71/3	63B 4
10.2	134.3	157	2.9	71/3	63B 4
10.1	135.4	158	1.6	63/3	63B 4
9.2	149.1	174	1.4	63/3	63B 4
8.9	154.8	181	2.5	71/3	63B 4
8.4	163.2	190	2.4	71/3	63B 4
8.3	164.7	192	1.3	63/3	63B 4
7.6	181.3	212	1.2	63/3	63B 4
7.2	191.6	224	2.2	71/3	63B 4
6.3	216.9	253	1.0	63/3	63B 4
6.2	220.8	258	1.9	71/3	63B 4
5.3	163.2	300	1.6	71/3	71A 6
5.3	164.7	303	0.8	63/3	71A 6
4.9	178.1	327	2.9	90/3	71A 6
3.9	220.8	406	1.3	71/3	71A 6
3.4	253.2	465	2.0	90/3	71A 6

0.22 kW		n ₁ = 1400 min ⁻¹		63C 4	
----------------	--	---	--	-------	--

467	3.0	4	18.7	63/2	63C 4
359	3.9	6	19.8	63/2	63C 4
280	5.0	7	19.6	63/2	63C 4
226	6.2	9	18.1	63/2	63C 4

**4.7 Leistungen der PMP - PCP -
PMF - PCF Getriebemotoren**

n ₂ min ⁻¹	ir	T2 Nm	FS'	PMP - PCP PMF - PCF	
-------------------------------------	----	----------	-----	------------------------	--

0.22 kW		n ₁ = 1400 min ⁻¹		63C 4	
----------------	--	---	--	-------	--

189	7.4	11	17.1	63/2	63C 4
156	9.0	13	16.4	63/2	63C 4
119	11.8	17	14.0	63/2	63C 4
97	14.4	21	10.7	63/2	63C 4
83	16.9	24	10.4	63/2	63C 4
71	19.8	28	8.9	63/2	63C 4
58	24.1	34	6.7	63/2	63C 4
44	31.7	45	5.3	63/2	63C 4
32	43.4	61	4.1	63/3	63C 4
26	53.3	74	3.4	63/3	63C 4
23	61.8	86	2.9	63/3	63C 4
20	69.6	97	2.6	63/3	63C 4
17.2	81.4	114	2.2	63/3	63C 4
15.8	88.4	123	2.0	63/3	63C 4
14.2	98.9	138	1.8	63/3	63C 4
14.1	99.3	139	3.3	71/3	63C 4
12.2	114.4	160	1.6	63/3	63C 4
11.3	123.8	173	2.7	71/3	63C 4
9.4	149.1	208	1.2	63/3	63C 4
9.0	154.8	216	2.1	71/3	63C 4
7.7	181.3	253	1.0	63/3	63C 4
7.3	191.6	267	1.8	71/3	63C 4
6.5	216.9	303	0.8	63/3	63C 4
6.3	220.8	308	1.6	71/3	63C 4

0.25 kW		n ₁ = 1370 min ⁻¹ n ₁ = 870 min ⁻¹		71A 4 71B 6	
----------------	--	---	--	----------------	--

457	3.0	5	16.1	63/2	71A 4
351	3.9	6	17.0	63/2	71A 4
319	4.3	7	18.3	63/2	71A 4
274	5.0	8	16.9	63/2	71A 4
245	5.6	9	17.3	63/2	71A 4
211	6.5	11	15.8	63/2	71A 4
185	7.4	12	14.7	63/2	71A 4
171	8.0	13	15.1	63/2	71A 4
152	9.0	15	14.1	63/2	71A 4
132	10.4	17	12.8	63/2	71A 4
116	11.8	20	12.0	63/2	71A 4
95	14.4	24	9.2	63/2	71A 4
81	16.9	28	8.9	63/2	71A 4
69	19.8	33	7.6	63/2	71A 4
57	24.1	40	5.8	63/2	71A 4
52	26.1	43	5.6	63/2	71A 4
43	31.7	52	4.6	63/2	71A 4
37	36.6	61	4.1	63/2	71A 4
32	43.4	70	3.6	63/3	71A 4
29	47.0	76	3.3	63/3	71A 4
24	57.2	93	2.7	63/3	71A 4
22	61.8	100	2.5	63/3	71A 4
19.7	69.6	113	2.2	63/3	71A 4
18.2	75.4	122	2.0	63/3	71A 4
16.8	81.4	132	1.9	63/3	71A 4
15.5	88.4	143	1.7	63/3	71A 4
15.0	91.5	148	3.1	71/3	71A 4
13.9	98.9	160	1.6	63/3	71A 4



4.7 Prestazioni motoriduttori PMP - PCP - PMF - PCF

n_2 min ⁻¹	ir	T2 Nm	FS'	PMP - PCP PMF - PCF	
----------------------------	----	----------	-----	------------------------	---

0.25 kW	$n_1=1370\text{ min}^{-1}$	71A 4
	$n_1=870\text{ min}^{-1}$	71B 6

13.8	99.3	161	2.9	71/3	71A 4
12.0	114.4	185	1.3	63/3	71A 4
10.2	134.3	218	2.1	71/3	71A 4
10.1	135.4	219	1.1	63/3	71A 4
9.2	149.1	242	1.0	63/3	71A 4
8.9	154.8	251	1.8	71/3	71A 4
8.4	163.2	265	1.7	71/3	71A 4
8.3	164.7	267	0.9	63/3	71A 4
7.6	181.3	294	0.9	63/3	71A 4
7.2	191.6	311	1.6	71/3	71A 4
6.8	201.0	326	2.8	90/3	71A 4
6.2	220.8	358	1.4	71/3	71A 4
5.4	253.2	410	2.2	90/3	71A 4
5.3	163.2	417	1.1	71/3	71B 6
4.5	191.6	489	1.1	71/3	71B 6
4.3	201.0	513	1.8	90/3	71B 6
3.4	253.2	646	1.5	90/3	71B 6

0.37 kW	$n_1=2790\text{ min}^{-1}$	63C 2
	$n_1=1380\text{ min}^{-1}$	71B 4
	$n_1=910\text{ min}^{-1}$	80A 6
	$n_1=880\text{ min}^{-1}$	71C 6

715	3.9	5	19.2	63/2	63C 2
649	4.3	5	18.4	63/2	63C 2
558	5.0	6	18.3	63/2	63C 2
498	5.6	7	18.6	63/2	63C 2
460	3.0	7	11.0	63/2	71B 4
431	3.2	8	19.3	71/2	71B 4
354	3.9	9	11.6	63/2	71B 4
321	4.3	10	12.4	63/2	71B 4
276	5.0	12	11.5	63/2	71B 4
246	5.6	14	11.7	63/2	71B 4
223	6.2	15	10.6	63/2	71B 4
212	6.5	16	10.8	63/2	71B 4
173	8.0	19	10.3	63/2	71B 4
153	9.0	22	9.6	63/2	71B 4
133	10.4	25	8.7	63/2	71B 4
117	11.8	29	8.2	63/2	71B 4
102	13.5	33	7.6	63/2	71B 4
96	14.4	35	6.3	63/2	71B 4
82	16.9	41	6.1	63/2	71B 4
70	19.8	48	5.2	63/2	71B 4
57	24.1	59	3.9	63/2	71B 4
53	26.1	63	3.8	63/2	71B 4
44	31.7	77	3.1	63/2	71B 4
38	36.6	89	2.8	63/2	71B 4
32	43.4	103	2.4	63/3	71B 4
29	47.0	112	2.2	63/3	71B 4
26	53.3	127	2.0	63/3	71B 4
23	60.8	145	3.2	71/3	71B 4
22	61.8	147	1.7	63/3	71B 4
19.8	69.6	166	1.5	63/3	71B 4
18.3	75.4	180	2.6	71/3	71B 4
18.3	75.4	180	1.4	63/3	71B 4
15.9	86.8	207	2.2	71/3	71B 4
15.6	88.4	211	1.2	63/3	71B 4

4.7 PMP - PCP - PMF - PCF Gearmotors performances

n_2 min ⁻¹	ir	T2 Nm	FS'	PMP - PCP PMF - PCF	
----------------------------	----	----------	-----	------------------------	--

0.37 kW	$n_1=2790\text{ min}^{-1}$	63C 2
	$n_1=1380\text{ min}^{-1}$	71B 4
	$n_1=910\text{ min}^{-1}$	80A 6
	$n_1=880\text{ min}^{-1}$	71C 6

14.0	98.9	236	1.1	63/3	71B 4
13.9	99.3	236	1.9	71/3	71B 4
12.8	107.5	256	1.8	71/3	71B 4
12.1	114.4	272	0.9	63/3	71B 4
11.1	123.8	295	1.6	71/3	71B 4
11.0	125.0	298	3.1	90/3	71B 4
10.3	134.3	320	1.4	71/3	71B 4
9.8	141.0	336	2.7	90/3	71B 4
8.9	154.8	369	1.2	71/3	71B 4
8.9	155.2	370	2.5	90/3	71B 4
7.2	191.6	456	1.1	71/3	71B 4
6.9	201.0	479	1.9	90/3	71B 4
6.3	220.8	526	1.0	71/3	71B 4
5.5	253.2	603	1.5	90/3	71B 4
4.4	201.0	751	1.3	90/3	71C 6
4.1	220.9	798	2.3	112/3	80A 6
3.5	253.2	946	1.0	90/3	71C 6
3.3	278.1	1004	1.9	112/3	80A 6

0.55 kW	$n_1=2800\text{ min}^{-1}$	71B 2
	$n_1=1380\text{ min}^{-1}$	71C 4
	$n_1=1390\text{ min}^{-1}$	80A 4
	$n_1=910\text{ min}^{-1}$	80B 6

933	3.0	5	14.4	63/2	71B 2
718	3.9	7	12.9	63/2	71B 2
651	4.3	8	12.4	63/2	71B 2
531	2.6	9	13.8	71/2	71C 4
460	3.0	11	7.4	63/2	71C 4
431	3.2	12	13.0	71/2	71C 4
363	3.8	14	12.7	71/2	71C 4
354	3.9	14	7.8	63/2	71C 4
321	4.3	16	8.4	63/2	71C 4
276	5.0	18	7.7	63/2	71C 4
246	5.6	20	7.9	63/2	71C 4
223	6.2	22	7.1	63/2	71C 4
212	6.5	24	7.2	63/2	71C 4
186	7.4	27	6.7	63/2	71C 4
173	8.0	29	6.9	63/2	71C 4
153	9.0	33	6.5	63/2	71C 4
133	10.4	38	5.9	63/2	71C 4
117	11.8	43	5.5	63/2	71C 4
102	13.5	49	5.1	63/2	71C 4
96	14.4	52	4.2	63/2	71C 4
82	16.9	61	4.1	63/2	71C 4
70	19.8	72	3.5	63/2	71C 4
67	20.5	74	3.1	63/2	71C 4
57	24.1	87	2.6	63/2	71C 4
53	26.1	94	2.5	63/2	71C 4
44	31.7	115	2.1	63/2	71C 4
42	33.1	120	3.4	71/2	71C 4
38	36.6	132	1.9	63/2	71C 4
37	37.3	135	3.0	71/2	71C 4
35	39.5	140	3.3	71/3	71C 4
32	43.4	154	1.6	63/3	71C 4
31	44.7	162	2.8	71/2	71C 4
29	47.0	166	1.5	63/3	71C 4
27	50.5	183	2.5	71/2	71C 4

4.7 Leistungen der PMP - PCP - PMF - PCF Getriebemotoren

n_2 min ⁻¹	ir	T2 Nm	FS'	PMP - PCP PMF - PCF	
----------------------------	----	----------	-----	------------------------	---

0.55 kW	$n_1=2800\text{ min}^{-1}$	71B 2
	$n_1=1380\text{ min}^{-1}$	71C 4
	$n_1=1390\text{ min}^{-1}$	80A 4
	$n_1=910\text{ min}^{-1}$	80B 6

26	53.3	189	1.3	63/3	71C 4
26	53.5	189	2.4	71/3	71C 4
23	60.8	215	2.1	71/3	71C 4
22	61.8	219	1.1	63/3	71C 4
21	64.2	227	2.0	71/3	71C 4
19.8	69.6	246	1.0	63/3	71C 4
18.3	75.4	267	1.7	71/3	71C 4
18.3	75.4	267	0.9	63/3	71C 4
18.1	76.3	270	3.4	90/3	71C 4
17.0	81.4	288	0.9	63/3	71C 4
16.7	82.8	293	3.1	90/3	71C 4
15.1	91.5	324	1.4	71/3	71C 4
14.8	93.3	330	2.8	90/3	71C 4
13.9	99.3	351	1.3	71/3	71C 4
13.7	100.6	356	2.6	90/3	71C 4
12.8	107.5	381	1.2	71/3	71C 4
12.7	108.9	385	2.4	90/3	71C 4
11.1	123.8	438	1.0	71/3	71C 4
11.0	125.0	442	2.1	90/3	71C 4
10.3	134.3	475	1.0	71/3	71C 4
9.8	141.0	499	1.8	90/3	71C 4
8.9	154.8	548	0.8	71/3	71C 4
8.9	155.2	549	1.7	90/3	71C 4
8.3	167.0	587	3.0	112/3	80A 4
7.7	178.1	630	1.4	90/3	71C 4
6.3	220.9	776	2.3	112/3	80A 4
6.1	224.4	794	1.1	90/3	71C 4
5.8	241.0	847	2.1	112/3	80A 4
5.5	253.2	896	1.0	90/3	71C 4
4.8	191.5	1028	1.8	112/3	80B 6
4.5	201.0	1079	0.9	90/3	80B 6
3.3	278.1	1493	1.3	112/3	80B 6

0.75 kW	$n_1=2800\text{ min}^{-1}$	71C 2
	$n_1=1390\text{ min}^{-1}$	80B 4
	$n_1=910\text{ min}^{-1}$	80C 6

933	3.0	7	10.6	63/2	71C 2
718	3.9	9	9.5	63/2	71C 2
651	4.3	10	9.1	63/2	71C 2
560	5.0	12	9.1	63/2	71C 2
500	5.6	14	9.2	63/2	71C 2
452	6.2	15	8.6	63/2	71C 2
431	6.5	16	8.5	63/2	71C 2
378	7.4	18	7.8	63/2	71C 2
356	3.9	19	5.8	63/2	80B 4
323	4.3	21	6.2	63/2	80B 4
278	5.0	24	5.7	63/2	80B 4
248	5.6	27	5.8	63/2	80B 4
224	6.2	30	5.3	63/2	80B 4
214	6.5	32	5.3	63/2	80B 4
188	7.4	36	5.0	63/2	80B 4
174	8.0	39	5.1	63/2	80B 4
154	9.0	44	4.8	63/2	80B 4
134	10.4	51	4.3	63/2	80B 4
118	11.8	58	4.1	63/2	80B 4
97	14.4	70	3.1	63/2	80B 4



4.7 Prestazioni motoriduttori
PMP - PCP - PMF - PCF

n ₂ min ⁻¹	ir	T2 Nm	FS'	PMP - PCP PMF - PCF	
-------------------------------------	----	----------	-----	------------------------	--

0.75 kW	n ₁ = 2800 min ⁻¹	71C 2
	n ₁ = 1390 min ⁻¹	80B 4
	n ₁ = 910 min ⁻¹	80C 6

82	16.9	83	3.0	63/2	80B 4
70	19.8	97	2.6	63/2	80B 4
58	24.1	118	1.9	63/2	80B 4
55	25.3	124	3.3	71/2	80B 4
53	26.1	128	1.9	63/2	80B 4
48	28.8	141	3.3	71/2	80B 4
44	31.7	155	1.5	63/2	80B 4
42	33.1	162	2.5	71/2	80B 4
38	36.6	179	1.4	63/2	80B 4
37	37.3	183	2.2	71/2	80B 4
35	39.5	189	2.4	71/3	80B 4
32	43.4	208	1.2	63/3	80B 4
30	47.0	225	1.1	63/3	80B 4
28	50.5	247	1.9	71/2	80B 4
26	53.3	255	1.0	63/3	80B 4
25	55.2	265	3.4	90/3	80B 4
24	57.2	274	0.9	63/3	80B 4
23	60.8	291	1.6	71/3	80B 4
22	61.8	296	0.8	63/3	80B 4
22	62.3	299	3.0	90/3	80B 4
22	64.2	308	1.5	71/3	80B 4
18.4	75.4	361	1.3	71/3	80B 4
18.2	76.3	366	2.5	90/3	80B 4
16.8	82.8	397	2.3	90/3	80B 4
16.0	86.8	416	1.1	71/3	80B 4
15.2	91.5	438	1.0	71/3	80B 4
14.9	93.3	447	2.0	90/3	80B 4
12.9	107.5	515	0.9	71/3	80B 4
12.8	108.4	519	3.4	112/3	80B 4
10.8	128.3	615	2.8	112/3	80B 4
9.9	141.0	676	1.3	90/3	80B 4
8.3	167.0	800	2.2	112/3	80B 4
7.8	178.1	853	1.1	90/3	80B 4
6.3	220.9	1059	1.7	112/3	80B 4
6.2	224.4	1075	0.8	90/3	80B 4
5.0	278.1	1333	1.3	112/3	80B 4
4.1	220.9	1617	1.2	112/3	80C 6
3.3	278.1	2036	0.9	112/3	80C 6

0.88 kW	n ₁ = 1350 min ⁻¹	80C 4

450	3.0	18	4.5	63/2	80C 4
346	3.9	23	4.8	63/2	80C 4
314	4.3	25	5.1	63/2	80C 4
270	5.0	30	4.7	63/2	80C 4
241	5.6	33	4.8	63/2	80C 4
218	6.2	37	4.4	63/2	80C 4
208	6.5	38	4.4	63/2	80C 4
182	7.4	44	4.1	63/2	80C 4
169	8.0	47	4.2	63/2	80C 4
150	9.0	53	3.9	63/2	80C 4
130	10.4	62	3.6	63/2	80C 4
114	11.8	70	3.4	63/2	80C 4
100	13.5	80	3.1	63/2	80C 4
94	14.4	85	2.6	63/2	80C 4

4.7 PMP - PCP - PMF - PCF
Gearmotors performances

n ₂ min ⁻¹	ir	T2 Nm	FS'	PMP - PCP PMF - PCF	
-------------------------------------	----	----------	-----	------------------------	--

0.88 kW	n ₁ = 1350 min ⁻¹	80C 4

80	16.9	100	2.5	63/2	80C 4
68	19.8	117	2.1	63/2	80C 4
66	20.5	121	1.9	63/2	80C 4
56	24.1	143	1.6	63/2	80C 4
53	25.3	150	2.7	71/2	80C 4
43	31.7	187	1.3	63/2	80C 4
41	33.1	196	2.1	71/2	80C 4
34	39.5	229	2.0	71/3	80C 4
31	43.4	251	1.0	63/3	80C 4
29	47.0	272	0.9	63/3	80C 4
28	48.8	283	3.2	90/3	80C 4
27	50.5	299	1.5	71/2	80C 4
22	60.8	352	1.3	71/3	80C 4
22	62.3	361	2.5	90/3	80C 4
17.9	75.4	437	1.1	71/3	80C 4
17.7	76.3	442	2.1	90/3	80C 4
16.3	82.8	479	1.9	90/3	80C 4
15.6	86.8	503	0.9	71/3	80C 4
14.8	91.5	530	0.9	71/3	80C 4
14.5	93.3	540	1.7	90/3	80C 4
14.4	93.6	542	3.2	112/3	80C 4
13.6	99.3	575	0.8	71/3	80C 4
13.4	100.6	582	1.6	90/3	80C 4
12.5	108.4	628	2.8	112/3	80C 4
12.4	108.9	630	1.4	90/3	80C 4
11.5	117.2	679	2.6	112/3	80C 4
10.8	125.0	724	1.3	90/3	80C 4
9.1	148.0	857	2.0	112/3	80C 4
8.7	155.2	899	1.0	90/3	80C 4
7.6	178.1	1031	0.9	90/3	80C 4
7.0	191.5	1109	1.6	112/3	80C 4
6.1	220.9	1279	1.4	112/3	80C 4
4.9	278.1	1610	1.1	112/3	80C 4

1.1 kW	n ₁ = 2830 min ⁻¹	80B 2
	n ₁ = 1390 min ⁻¹	80D 4

943	3.0	11	7.3	63/2	80B 2
726	3.9	14	6.5	63/2	80B 2
658	4.3	15	6.3	63/2	80B 2
566	5.0	18	6.2	63/2	80B 2
505	5.6	20	6.3	63/2	80B 2
463	3.0	22	3.7	63/2	80D 4
356	3.9	28	3.9	63/2	80D 4
323	4.3	31	4.2	63/2	80D 4
278	5.0	36	3.9	63/2	80D 4
248	5.6	40	4.0	63/2	80D 4
224	6.2	45	3.6	63/2	80D 4
214	6.5	47	3.6	63/2	80D 4
188	7.4	53	3.4	63/2	80D 4
174	8.0	57	3.5	63/2	80D 4
154	9.0	65	3.2	63/2	80D 4
134	10.4	75	2.9	63/2	80D 4
118	11.8	85	2.8	63/2	80D 4
103	13.5	97	2.6	63/2	80D 4

4.7 Leistungen der PMP - PCP -
PMF - PCF Getriebemotoren

n ₂ min ⁻¹	ir	T2 Nm	FS'	PMP - PCP PMF - PCF	
-------------------------------------	----	----------	-----	------------------------	--

1.1 kW	n ₁ = 2830 min ⁻¹	80B 2
	n ₁ = 1390 min ⁻¹	80D 4
	n ₁ = 1400 min ⁻¹	90S 4
	n ₁ = 920 min ⁻¹	90L 6

97	14.4	103	2.1	63/2	80D 4
82	16.9	121	2.1	63/2	80D 4
74	18.7	134	3.4	71/2	80D 4
70	19.8	142	1.8	63/2	80D 4
69	20.2	145	3.2	71/2	80D 4
68	20.5	147	1.6	63/2	80D 4
63	21.9	157	2.9	71/2	80D 4
58	24.1	173	1.3	63/2	80D 4
53	26.1	187	1.3	63/2	80D 4
48	28.8	207	2.2	71/2	80D 4
44	31.7	228	1.1	63/2	80D 4
42	33.1	238	1.7	71/2	80D 4
38	36.6	263	1.0	63/2	80D 4
37	37.3	268	1.5	71/2	80D 4
36	38.7	272	3.3	90/3	80D 4
35	39.5	278	1.7	71/3	80D 4
32	43.4	305	0.8	63/3	80D 4
32	43.7	307	3.0	90/3	80D 4
31	44.7	321	1.4	71/2	80D 4
28	48.8	343	2.7	90/3	80D 4
28	50.5	363	1.3	71/2	80D 4
26	53.5	376	1.2	71/3	80D 4
25	55.2	388	2.3	90/3	80D 4
23	60.8	427	1.1	71/3	80D 4
22	62.3	438	2.1	90/3	80D 4
22	64.2	451	1.0	71/3	80D 4
19.7	70.6	496	1.8	90/3	80D 4
19.1	72.6	510	3.4	112/3	80D 4
18.4	75.4	530	0.9	71/3	80D 4
18.2	76.3	536	1.7	90/3	80D 4
17.7	78.5	552	3.2	112/3	80D 4
16.8	82.8	582	1.6	90/3	80D 4
15.9	87.3	614	2.9	112/3	80D 4
14.9	93.3	656	1.4	90/3	80D 4
14.9	93.6	658	2.7	112/3	80D 4
13.8	100.6	707	1.3	90/3	80D 4
12.8	108.4	762	2.3	112/3	80D 4
11.9	117.2	824	2.1	112/3	80D 4
11.1	125.0	879	1.0	90/3	80D 4
10.8	128.3	902	1.9	112/3	80D 4
9.9	141.0	991	0.9	90/3	80D 4
9.4	148.0	1040	1.7	112/3	80D 4
9.0	155.2	1091	0.8	90/3	80D 4
8.3	167.0	1174	1.5	112/3	80D 4
7.3	191.5	1346	1.3	112/3	80D 4
6.3	220.9	1553	1.1	112/3	80D 4
5.8	241.0	1694	1.0	112/3	80D 4
5.0	278.1	1955	0.9	112/3	80D 4



4.7 Prestazioni motoriduttori PMP - PCP - PMF - PCF

n_2 min ⁻¹	ir	T2 Nm	FS'	PMP - PCP PMF - PCF	
----------------------------	----	----------	-----	------------------------	--

1.5 kW	$n_1 = 2830 \text{ min}^{-1}$ $n_1 = 1400 \text{ min}^{-1}$	80C 2 90L 4
---------------	--	----------------

943	3.0	14	5.3	63/2	80C 2
884	3.2	15	9.1	71/2	80C 2
726	3.9	19	4.8	63/2	80C 2
658	4.3	21	4.6	63/2	80C 2
566	5.0	24	4.6	63/2	80C 2
505	5.6	27	4.6	63/2	80C 2
467	3.0	29	2.7	63/2	90L 4
359	3.9	38	2.9	63/2	90L 4
326	4.3	42	3.1	63/2	90L 4
280	5.0	49	2.9	63/2	90L 4
250	5.6	54	2.9	63/2	90L 4
226	6.2	60	2.7	63/2	90L 4
215	6.5	63	2.7	63/2	90L 4
189	7.4	72	2.5	63/2	90L 4
175	8.0	78	2.6	63/2	90L 4
156	9.0	87	2.4	63/2	90L 4
135	10.4	101	2.2	63/2	90L 4
119	11.8	115	2.0	63/2	90L 4
114	12.3	120	2.5	71/2	90L 4
104	13.5	131	1.9	63/2	90L 4
100	14.0	136	3.3	71/2	90L 4
97	14.4	140	1.6	63/2	90L 4
87	16.1	157	2.9	71/2	90L 4
83	16.9	164	1.5	63/2	90L 4
81	17.3	168	2.7	71/2	90L 4
75	18.7	182	2.5	71/2	90L 4
71	19.8	192	1.3	63/2	90L 4
69	20.2	196	2.3	71/2	90L 4
68	20.5	199	1.2	63/2	90L 4
64	21.9	213	2.2	71/2	90L 4
58	24.1	234	1.0	63/2	90L 4
55	25.3	246	1.7	71/2	90L 4
54	26.1	254	0.9	63/2	90L 4
49	28.8	280	1.6	71/2	90L 4
46	30.5	296	3.1	90/2	90L 4
42	33.1	322	1.3	71/2	90L 4
40	35.0	340	2.5	90/2	90L 4
38	37.3	363	1.1	71/2	90L 4
35	39.5	376	1.2	71/3	90L 4
32	44.1	429	2.0	90/2	90L 4
31	44.7	435	1.1	71/2	90L 4
28	50.5	491	0.9	71/2	90L 4
28	50.9	495	1.7	90/2	90L 4
26	53.5	509	0.9	71/3	90L 4
25	55.2	525	1.7	90/3	90L 4
24	58.5	557	3.1	112/3	90L 4
22	62.3	593	1.5	90/3	90L 4
22	62.7	597	2.9	112/3	90L 4
19.8	70.6	672	1.4	90/3	90L 4
19.3	72.6	691	2.5	112/3	90L 4
18.3	76.3	726	1.3	90/3	90L 4
17.8	78.5	747	2.3	112/3	90L 4
16.9	82.8	788	1.2	90/3	90L 4
16.0	87.3	831	2.1	112/3	90L 4
15.0	93.3	888	1.0	90/3	90L 4
15.0	93.6	891	2.0	112/3	90L 4
13.9	100.6	957	1.0	90/3	90L 4
12.9	108.4	1032	1.7	112/3	90L 4
12.9	108.9	1036	0.9	90/3	90L 4

4.7 PMP - PCP - PMF - PCF Gearmotors performances

n_2 min ⁻¹	ir	T2 Nm	FS'	PMP - PCP PMF - PCF	
----------------------------	----	----------	-----	------------------------	--

1.5 kW	$n_1 = 2830 \text{ min}^{-1}$ $n_1 = 1400 \text{ min}^{-1}$	580C 2 90L 4
---------------	--	-----------------

11.9	117.2	1115	1.6	112/3	90L 4
10.9	128.3	1221	1.4	112/3	90L 4
9.5	148.0	1408	1.2	112/3	90L 4
8.4	167.0	1589	1.1	112/3	90L 4
7.3	191.5	1822	1.0	112/3	90L 4
6.3	220.9	2102	0.8	112/3	90L 4

1.8 kW	$n_1 = 2770 \text{ min}^{-1}$ $n_1 = 1400 \text{ min}^{-1}$	80D 2 90LB 4
---------------	--	-----------------

923	3.0	18	4.4	63/2	80D 2
710	3.9	23	3.9	63/2	80D 2
644	4.3	25	3.7	63/2	80D 2
554	5.0	29	3.7	63/2	80D 2
467	3.0	35	2.3	63/2	90LB 4
359	3.9	45	2.4	63/2	90LB 4
326	4.3	50	2.6	63/2	90LB 4
280	5.0	58	2.4	63/2	90LB 4
264	5.3	62	3.4	71/2	90LB 4
250	5.6	65	2.4	63/2	90LB 4
226	6.2	72	2.2	63/2	90LB 4
215	6.5	76	2.2	63/2	90LB 4
189	7.4	86	2.1	63/2	90LB 4
175	8.0	93	2.1	63/2	90LB 4
161	8.7	101	3.1	71/2	90LB 4
156	9.0	105	2.0	63/2	90LB 4
121	11.6	135	3.2	71/2	90LB 4
119	11.8	138	1.7	63/2	90LB 4
114	12.3	143	2.1	71/2	90LB 4
104	13.5	157	1.6	63/2	90LB 4
100	14.0	163	2.8	71/2	90LB 4
97	14.4	168	1.3	63/2	90LB 4
87	16.1	188	2.4	71/2	90LB 4
83	16.9	197	1.3	63/2	90LB 4
81	17.3	202	2.3	71/2	90LB 4
75	18.7	218	2.1	71/2	90LB 4
71	19.8	231	1.1	63/2	90LB 4
69	20.2	236	2.0	71/2	90LB 4
68	20.5	239	1.0	63/2	90LB 4
64	21.9	255	1.8	71/2	90LB 4
58	24.1	281	0.8	63/2	90LB 4
56	25.0	292	3.1	90/2	90LB 4
55	25.3	295	1.4	71/2	90LB 4
51	27.7	323	2.8	90/2	90LB 4
49	28.8	336	1.4	71/2	90LB 4
46	30.5	356	2.6	90/2	90LB 4
42	33.1	386	1.1	71/2	90LB 4
38	37.3	435	0.9	71/2	90LB 4
35	39.5	451	1.0	71/3	90LB 4
35	40.4	471	1.5	90/2	90LB 4
32	44.1	514	1.7	90/2	90LB 4
31	44.7	521	0.9	71/2	90LB 4
28	50.9	594	1.4	90/2	90LB 4
27	51.2	585	2.9	112/3	90LB 4
22	62.3	711	1.3	90/3	90LB 4
22	62.7	716	2.4	112/3	90LB 4
19.8	70.6	806	1.1	90/3	90LB 4

4.7 Leistungen der PMP - PCP - PMF - PCF Getriebemotoren

n_2 min ⁻¹	ir	T2 Nm	FS'	PMP - PCP PMF - PCF	
----------------------------	----	----------	-----	------------------------	--

1.8 kW	$n_1 = 2770 \text{ min}^{-1}$ $n_1 = 1400 \text{ min}^{-1}$	80D 2 90LB 4
---------------	--	-----------------


19.3	72.6	829	2.1	112/3	90LB 4
18.3	76.3	871	1.0	90/3	90LB 4
17.8	78.5	896	2.0	112/3	90LB 4
16.9	82.8	945	1.0	90/3	90LB 4
16.0	87.3	997	1.8	112/3	90LB 4
15.0	93.3	1065	0.9	90/3	90LB 4
15.0	93.6	1069	1.6	112/3	90LB 4
12.9	108.4	1238	1.4	112/3	90LB 4
11.9	117.2	1338	1.3	112/3	90LB 4
10.9	128.3	1465	1.2	112/3	90LB 4
9.5	148.0	1690	1.0	112/3	90LB 4
8.4	167.0	1907	0.9	112/3	90LB 4
7.3	191.5	2187	0.8	112/3	90LB 4

2.2 kW	$n_1 = 2840 \text{ min}^{-1}$ $n_1 = 1410 \text{ min}^{-1}$	90L 2 100A 4
---------------	--	-----------------

1092	2.6	18	6.6	71/2	90L 2
947	3.0	21	3.7	63/2	90L 2
888	3.2	22	6.2	71/2	90L 2
728	3.9	27	3.3	63/2	90L 2
660	4.3	30	3.1	63/2	90L 2
568	5.0	35	3.1	63/2	90L 2
507	5.6	39	3.2	63/2	90L 2
470	3.0	42	1.9	63/2	100A 4
441	3.2	45	3.3	71/2	100A 4
437	6.5	46	3.0	63/2	90L 2
371	3.8	54	3.3	71/2	100A 4
362	3.9	55	2.0	63/2	100A 4
328	4.3	61	3.3	71/2	100A 4
328	4.3	61	2.1	63/2	100A 4
282	5.0	71	2.0	63/2	100A 4
266	5.3	75	2.8	71/2	100A 4
252	5.6	79	2.0	63/2	100A 4
227	6.2	88	3.0	71/2	100A 4
227	6.2	88	1.8	63/2	100A 4
217	6.5	92	1.8	63/2	100A 4
199	7.1	101	3.0	71/2	100A 4
191	7.4	105	1.7	63/2	100A 4
176	8.0	113	1.8	63/2	100A 4
162	8.7	123	2.5	71/2	100A 4
157	9.0	127	1.6	63/2	100A 4
138	10.2	144	2.9	71/2	100A 4
136	10.4	147	1.5	63/2	100A 4
122	11.6	164	2.6	71/2	100A 4
119	11.8	167	1.4	63/2	100A 4
115	12.3	174	1.7	71/2	100A 4
104	13.5	191	1.3	63/2	100A 4
101	14.0	198	2.3	71/2	100A 4
98	14.4	204	1.1	63/2	100A 4
88	16.1	228	2.0	71/2	100A 4
83	16.9	239	1.0	63/2	100A 4
75	18.7	265	1.7	71/2	100A 4
71	19.8	280	3.2	90/2	100A 4
71	19.8	280	0.9	63/2	100A 4
70	20.2	286	1.6	71/2	100A 4
64	21.9	310	1.5	71/2	100A 4



4.7 Prestazioni motoriduttori
PMP - PCP - PMF - PCF

n_2 min ⁻¹	ir	T2 Nm	FS'	PMP - PCP PMF - PCF	
----------------------------	----	----------	-----	------------------------	---


2.2 kW	$n_1 = 2840 \text{ min}^{-1}$	90L 2
	$n_1 = 1410 \text{ min}^{-1}$	100A 4

56	25.0	354	2.6	90/2	100A 4
56	25.3	358	1.1	71/2	100A 4
51	27.7	392	2.3	90/2	100A 4
49	28.8	408	1.1	71/2	100A 4
46	30.5	432	2.1	90/2	100A 4
43	33.1	469	0.9	71/2	100A 4
40	35.0	495	1.7	90/2	100A 4
35	40.4	572	1.3	90/2	100A 4
35	40.7	576	3.0	112/2	100A 4
28	50.9	721	1.2	90/2	100A 4
28	51.2	710	2.4	112/3	100A 4
23	62.3	863	1.1	90/3	100A 4
22	62.7	869	2.0	112/3	100A 4
21	67.4	934	1.9	112/3	100A 4
20	141.0	970	0.9	90/3	90L 2
18.5	76.3	1057	0.9	90/3	100A 4
18.0	78.5	1088	1.6	112/3	100A 4
16.2	87.3	1210	1.4	112/3	100A 4
15.1	93.6	1297	1.3	112/3	100A 4
13.0	108.4	1502	1.2	112/3	100A 4
12.0	117.2	1624	1.1	112/3	100A 4
11.0	128.3	1778	1.0	112/3	100A 4
9.5	148.0	2051	0.9	112/3	100A 4

3 kW	$n_1 = 2840 \text{ min}^{-1}$	90LB 2
	$n_1 = 1420 \text{ min}^{-1}$	100B 4

1092	2.6	25	4.8	71/2	90LB 2
947	3.0	29	2.7	63/2	90LB 2
888	3.2	31	4.6	71/2	90LB 2
728	3.9	37	2.4	63/2	90LB 2
660	4.3	41	2.3	63/2	90LB 2
568	5.0	48	2.3	63/2	90LB 2
546	2.6	50	2.6	71/2	100B 4
473	3.0	58	1.4	63/2	100B 4
444	3.2	61	2.4	71/2	100B 4
374	3.8	73	2.4	71/2	100B 4
364	3.9	75	1.5	63/2	100B 4
330	4.3	82	2.4	71/2	100B 4
330	4.3	82	1.6	63/2	100B 4
284	5.0	96	1.5	63/2	100B 4
268	5.3	102	2.1	71/2	100B 4
254	5.6	107	1.5	63/2	100B 4
229	6.2	119	2.2	71/2	100B 4
229	6.2	119	1.3	63/2	100B 4
218	6.5	125	1.4	63/2	100B 4
200	7.1	136	2.2	71/2	100B 4
192	7.4	142	1.3	63/2	100B 4
178	8.0	153	1.3	63/2	100B 4
163	8.7	167	3.4	90/2	100B 4
163	8.7	167	1.9	71/2	100B 4
158	9.0	173	1.2	63/2	100B 4
153	9.3	178	3.1	90/2	100B 4
137	10.4	199	1.1	63/2	100B 4
122	11.6	222	1.9	71/2	100B 4
120	11.8	226	1.0	63/2	100B 4
115	12.3	236	1.3	71/2	100B 4

4.7 PMP - PCP - PMF - PCF
Gearmotors performances

n_2 min ⁻¹	ir	T2 Nm	FS'	PMP - PCP PMF - PCF	
----------------------------	----	----------	-----	------------------------	--

3 kW	$n_1 = 2840 \text{ min}^{-1}$	90LB 2
	$n_1 = 1420 \text{ min}^{-1}$	100B 4

105	13.5	259	1.0	63/2	100B 4
101	14.0	268	3.4	90/2	100B 4
101	14.0	268	1.7	71/2	100B 4
89	16.0	307	3.0	90/2	100B 4
88	16.1	309	1.5	71/2	100B 4
83	17.1	328	2.8	90/2	100B 4
82	17.3	332	1.4	71/2	100B 4
76	18.7	358	1.3	71/2	100B 4
72	19.8	380	2.4	90/2	100B 4
70	20.2	387	1.2	71/2	100B 4
66	21.4	410	2.2	90/2	100B 4
65	21.9	420	1.1	71/2	100B 4
57	25.0	479	1.9	90/2	100B 4
56	25.3	485	0.8	71/2	100B 4
56	25.4	487	3.3	112/2	100B 4
51	27.7	531	1.7	90/2	100B 4
49	28.8	552	0.8	71/2	100B 4
49	29.1	558	3.1	112/2	100B 4
41	35.0	671	1.3	90/2	100B 4
35	40.4	774	0.9	90/2	100B 4
35	40.7	780	2.2	112/2	100B 4
32	44.1	845	1.0	90/2	100B 4
32	44.7	857	2.0	112/2	100B 4
28	50.9	976	0.9	90/2	100B 4
28	51.2	961	1.8	112/3	100B 4
23	62.7	1176	1.5	112/3	100B 4
19.6	72.6	1362	1.3	112/3	100B 4
18.1	78.5	1473	1.2	112/3	100B 4
16.3	87.3	1638	1.1	112/3	100B 4
15.2	93.6	1756	1.0	112/3	100B 4
13.1	108.4	2034	0.9	112/3	100B 4

4 kW	$n_1 = 2860 \text{ min}^{-1}$	100B 2
	$n_1 = 1410 \text{ min}^{-1}$	100BL 4

1100	2.6	33	3.6	71/2	100B 2
953	3.0	38	2.0	63/2	100B 2
894	3.2	41	3.4	71/2	100B 2
753	3.8	48	3.3	71/2	100B 2
733	3.9	49	1.8	63/2	100B 2
665	4.3	55	3.3	71/2	100B 2
665	4.3	55	1.7	63/2	100B 2
542	2.6	67	1.9	71/2	100BL 4
470	3.0	77	1.0	63/2	100BL 4
441	3.2	82	1.8	71/2	100BL 4
371	3.8	98	1.8	71/2	100BL 4
362	3.9	100	1.1	63/2	100BL 4
328	4.3	111	1.8	71/2	100BL 4
328	4.3	111	1.2	63/2	100BL 4
282	5.0	129	1.1	63/2	100BL 4
266	5.3	136	1.5	71/2	100BL 4
252	5.6	144	1.1	63/2	100BL 4
227	6.2	160	1.6	71/2	100BL 4
227	6.2	160	1.0	63/2	100BL 4
199	7.1	183	1.6	71/2	100BL 4
191	7.4	190	0.9	63/2	100BL 4
181	7.8	201	3.2	90/2	100BL 4

4.7 Leistungen der PMP - PCP -
PMF - PCF Getriebemotoren

n_2 min ⁻¹	ir	T2 Nm	FS'	PMP - PCP PMF - PCF	
----------------------------	----	----------	-----	------------------------	---

4 kW	$n_1 = 2860 \text{ min}^{-1}$	100B 2
	$n_1 = 1410 \text{ min}^{-1}$	100BL 4

176	8.0	206	1.0	63/2	100BL 4
162	8.7	224	2.5	90/2	100BL 4
162	8.7	224	1.4	71/2	100BL 4
157	9.0	232	0.9	63/2	100BL 4
147	9.7	247	3.3	90/2	112A 4
138	10.2	263	1.6	71/2	100BL 4
136	10.4	268	0.8	63/2	100BL 4
129	10.9	281	3.1	90/2	100BL 4
122	11.6	299	1.4	71/2	100BL 4
115	12.3	317	2.9	90/2	100BL 4
115	12.3	317	0.9	71/2	100BL 4
101	14.0	360	2.5	90/2	100BL 4
101	14.0	360	1.2	71/2	100BL 4
88	16.0	412	2.2	90/2	100BL 4
88	16.1	414	1.1	71/2	100BL 4
82	17.1	440	2.1	90/2	100BL 4
82	17.3	445	1.0	71/2	100BL 4
75	18.7	481	1.0	71/2	100BL 4
71	19.8	510	1.8	90/2	100BL 4
66	21.4	551	1.7	90/2	100BL 4
64	21.9	564	0.8	71/2	100BL 4
56	25.0	643	1.4	90/2	100BL 4
56	25.4	654	2.5	112/2	100BL 4
51	27.7	713	1.3	90/2	100BL 4
48	29.1	749	2.3	112/2	100BL 4
46	30.5	785	1.2	90/2	100BL 4
40	35.0	901	0.9	90/2	100BL 4
36	38.9	1001	1.7	112/2	100BL 4
32	43.7	1101	0.8	90/3	100BL 4
32	44.7	1150	1.5	112/2	100BL 4
28	51.2	1290	1.3	112/3	100BL 4
24	58.5	1474	1.2	112/3	100BL 4
21	67.4	1698	1.0	112/3	100BL 4
19.4	72.6	1829	1.0	112/3	100BL 4
18.0	78.5	1978	0.9	112/3	100BL 4

5.5 kW	$n_1 = 2880 \text{ min}^{-1}$	112B 2
	$n_1 = 1400 \text{ min}^{-1}$	112BL 4

1108	2.6	45	2.7	71/2	112B 2
960	3.0	52	1.5	63/2	112B 2
900	3.2	55	2.5	71/2	112B 2
758	3.8	66	2.4	71/2	112B 2
738	3.9	68	1.3	63/2	112B 2
670	4.3	75	2.4	71/2	112B 2
670	4.3	75	1.3	63/2	112B 2
576	5.0	87	1.3	63/2	112B 2
543	5.3	92	2.0	71/2	112B 2
538	2.6	93	1.4	71/2	112BL 4
519	2.7	96	3.4	90/2	112BL 4
438	3.2	114	1.3	71/2	112BL 4
368	3.8	135	1.3	71/2	112BL 4
333	4.2	150	3.2	90/2	112BL 4
326	4.3	153	1.3	71/2	112BL 4
326	4.3	153	0.8	63/2	112BL 4
264	5.3	189	2.8	90/2	112BL 4
264	5.3	189	1.1	71/2	112BL 4



HIGH TECH *line*

4.7 Prestazioni motoriduttori PMP - PCP - PMF - PCF

n_2 min ⁻¹	ir	T2 Nm	FS'	PMP - PCP PMF - PCF	
----------------------------	----	----------	-----	------------------------	---

5.5 kW	$n_1=2880\text{ min}^{-1}$ $n_1=1400\text{ min}^{-1}$	112B 2 112BL 4
--------	--	-------------------

250	5.6	200	0.8	63/2	112BL 4
237	5.9	210	2.7	90/2	112BL 4
226	6.2	221	1.2	71/2	112BL 4
209	6.7	239	2.5	90/2	112BL 4
197	7.1	253	1.2	71/2	112BL 4
179	7.8	278	2.3	90/2	112BL 4
161	8.7	310	1.8	90/2	112BL 4
161	8.7	310	1.0	71/2	112BL 4
151	9.3	331	1.7	90/2	112BL 4
144	9.7	346	3.2	112/2	112BL 4
137	10.2	364	1.2	71/2	112BL 4
128	10.9	388	2.2	90/2	112BL 4
126	11.1	396	2.8	112/2	112BL 4
114	12.3	438	2.1	90/2	112BL 4
113	12.4	442	3.2	112/2	112BL 4
100	14.0	499	1.8	90/2	112BL 4
100	14.0	499	0.9	71/2	112BL 4
97	14.5	517	3.0	112/2	112BL 4
88	16.0	570	1.6	90/2	112BL 4
87	16.1	574	0.8	71/2	112BL 4
86	16.3	581	2.8	112/2	112BL 4
82	17.1	609	1.5	90/2	112BL 4
79	17.7	631	2.7	112/2	112BL 4
71	19.8	706	1.3	90/2	112BL 4
69	20.2	720	2.4	112/2	112BL 4
65	21.4	763	1.2	90/2	112BL 4
65	21.7	773	2.3	112/2	112BL 4
56	25.0	891	1.0	90/2	112BL 4
55	25.4	905	1.8	112/2	112BL 4
48	29.1	1037	1.7	112/2	112BL 4
46	30.5	1087	0.8	90/2	112BL 4
43	32.3	1151	1.5	112/2	112BL 4
36	38.9	1386	1.3	112/2	112BL 4
34	40.7	1451	1.2	112/2	112BL 4
31	44.7	1593	1.1	112/2	112BL 4
29	48.9	1743	1.0	112/2	112BL 4
24	58.5	2041	0.9	112/3	112BL 4

7.5 kW	$n_1=2860\text{ min}^{-1}$ $n_1=1440\text{ min}^{-1}$	112BL 2 132M 4
--------	--	-------------------

1100	2.6	62	1.9	71/2*	112BL 2
953	3.0	71	1.1	63/2*	112BL 2
894	3.2	76	1.8	71/2*	112BL 2
753	3.8	90	1.8	71/2*	112BL 2
733	3.9	93	1.0	63/2*	112BL 2
665	4.3	102	1.8	71/2*	112BL 2
665	4.3	102	0.9	63/2*	112BL 2
572	5.0	119	0.9	63/2*	112BL 2
540	5.3	126	1.4	71/2*	112BL 2
533	2.7	128	2.6	90/2	132M 4
485	5.9	140	3.2	90/2	112BL 2
461	6.2	148	1.6	71/2*	112BL 2
461	6.2	148	0.9	63/2*	112BL 2
403	7.1	169	1.6	71/2*	112BL 2
367	7.8	186	2.8	90/2	112BL 2
343	4.2	198	2.4	90/2	132M 4

4.7 PMP - PCP - PMF - PCF Gearmotors performances

n_2 min ⁻¹	ir	T2 Nm	FS'	PMP - PCP PMF - PCF	
----------------------------	----	----------	-----	------------------------	--

7.5 kW	$n_1=2860\text{ min}^{-1}$ $n_1=1440\text{ min}^{-1}$	112BL 2 132M 4
--------	--	-------------------

272	5.3	250	2.1	90/2	132M 4
244	5.9	279	2.0	90/2	132M 4
236	6.1	288	3.3	112/2	132M 4
215	6.7	317	1.9	90/2	132M 4
212	6.8	321	3.1	112/2	132M 4
185	7.8	369	1.8	90/2	132M 4
182	7.9	373	2.8	112/2	132M 4
166	8.7	411	1.4	90/2	132M 4
162	8.9	421	2.6	112/2	132M 4
148	9.7	458	2.4	112/2	132M 4
148	9.7	458	1.8	90/2	132M 4
132	10.9	515	1.7	90/2	132M 4
130	11.1	525	2.1	112/2	132M 4
117	12.3	581	1.6	90/2	132M 4
116	12.4	586	2.4	112/2	132M 4
103	14.0	662	1.4	90/2	132M 4
99	14.5	685	2.3	112/2	132M 4
90	16.0	756	1.2	90/2	132M 4
88	16.3	770	2.1	112/2	132M 4
84	17.1	808	1.1	90/2	132M 4
81	17.7	836	2.0	112/2	132M 4
73	19.8	936	1.0	90/2	132M 4
71	20.2	955	1.8	112/2	132M 4
67	21.4	1011	0.9	90/2	132M 4
66	21.7	1025	1.7	112/2	132M 4
57	25.4	1200	1.3	112/2	132M 4
49	29.1	1375	1.3	112/2	132M 4
45	32.3	1526	1.1	112/2	132M 4
37	38.9	1838	1.0	112/2	132M 4
35	40.7	1923	0.9	112/2	132M 4
32	44.7	2112	0.8	112/2	132M 4

9.2 kW	$n_1=1450\text{ min}^{-1}$	132ML 4
--------	----------------------------	------------

537	2.7	155	2.1	90/2	132ML 4
426	3.4	196	3.3	112/2	132ML 4
363	4.0	230	3.3	112/2	132ML 4
345	4.2	242	2.0	90/2	132ML 4
315	4.6	265	3.1	112/2	132ML 4
274	5.3	305	1.7	90/2	132ML 4
246	5.9	340	1.6	90/2	132ML 4
238	6.1	351	2.7	112/2	132ML 4
216	6.7	386	1.6	90/2	132ML 4
213	6.8	391	2.5	112/2	132ML 4
186	7.8	449	1.4	90/2	132ML 4
184	7.9	455	2.3	112/2	132ML 4
167	8.7	501	1.1	90/2	132ML 4
163	8.9	512	2.1	112/2	132ML 4
156	9.3	535	1.0	90/2	132ML 4
149	9.7	558	2.0	112/2	132ML 4
149	9.7	558	1.5	90/2	132ML 4
133	10.9	627	1.4	90/2	132ML 4
131	11.1	639	1.7	112/2	132ML 4
118	12.3	708	1.3	90/2	132ML 4
117	12.4	714	2.0	112/2	132ML 4
104	14.0	806	1.1	90/2	132ML 4

4.7 Leistungen der PMP - PCP - PMF - PCF Getriebemotoren

n_2 min ⁻¹	ir	T2 Nm	FS'	PMP - PCP PMF - PCF	
----------------------------	----	----------	-----	------------------------	---

9.2 kW	$n_1=1450\text{ min}^{-1}$	132ML 4
--------	----------------------------	------------

100	14.5	835	1.9	112/2	132ML 4
91	16.0	921	1.0	90/2	132ML 4
89	16.3	938	1.7	112/2	132ML 4
85	17.1	984	0.9	90/2	132ML 4
82	17.7	1019	1.7	112/2	132ML 4
72	20.2	1163	1.5	112/2	132ML 4
67	21.7	1249	1.4	112/2	132ML 4
57	25.4	1462	1.1	112/2	132ML 4
50	29.1	1675	1.0	112/2	132ML 4
45	32.3	1859	0.9	112/2	132ML 4

11 kW	$n_1=2940\text{ min}^{-1}$ $n_1=1455\text{ min}^{-1}$	132M 2 160M 4
-------	--	------------------


1089	2.7	92	2.9	90/2*	132M 2
865	3.4	115	4.5	112/2	132M 2
700	4.2	143	2.7	90/2*	132M 2
555	5.3	180	2.4	90/2*	132M 2
502	2.9	199	3.0	112/2	160M 4
428	3.4	233	2.7	112/2	160M 4
364	4.0	274	2.7	112/2	160M 4
316	4.6	316	2.6	112/2	160M 4
239	6.1	418	2.3	112/2	160M 4
214	6.8	466	2.1	112/2	160M 4
184	7.9	542	1.9	112/2	160M 4
163	8.9	610	1.8	112/2	160M 4
150	9.7	665	1.7	112/2	160M 4
131	11.1	761	1.4	112/2	160M 4
117	12.4	851	1.7	112/2	160M 4
100	14.5	995	1.6	112/2	160M 4
89	16.3	1118	1.5	112/2	160M 4
82	17.7	1214	1.4	112/2	160M 4
72	20.2	1386	1.3	112/2	160M 4
67	21.7	1488	1.2	112/2	160M 4
57	25.4	1742	0.9	112/2	160M 4
50	29.1	1996	0.9	112/2	160M 4

15 kW	$n_1=2900\text{ min}^{-1}$ $n_1=1455\text{ min}^{-1}$	132ML 2 160L 4
-------	--	----------------------

1074	2.7	127	2.1	90/2*	132ML 2
853	3.4	160	3.3	112/2	132ML 2
725	4.0	188	3.2	112/2	132ML 2
690	4.2	197	2.0	90/2*	132ML 2
630	4.6	216	3.1	112/2	132ML 2
547	5.3	249	1.7	90/2*	132ML 2
502	2.9	271	2.2	112/2	160L 4
428	3.4	318	2.0	112/2	160L 4
364	4.0	374	2.0	112/2	160L 4
316	4.6	430	1.9	112/2	160L 4
239	6.1	571	1.7	112/2	160L 4
214	6.8	636	1.6	112/2	160L 4



**4.7 Prestazioni motoriduttori
PMP - PCP - PMF - PCF**

n_2 min ⁻¹	ir	T2 Nm	FS'	PMP - PCP PMF - PCF	
----------------------------	----	----------	-----	------------------------	---

15 kW	$n_1 = 2900 \text{ min}^{-1}$	132ML 2
	$n_1 = 1455 \text{ min}^{-1}$	160L 4

n_2	ir	T2	FS'	PMP - PCP PMF - PCF	Model
184	7.9	739	1.4	112/2	160L 4
163	8.9	832	1.3	112/2	160L 4
150	9.7	907	1.2	112/2	160L 4
131	11.1	1038	1.1	112/2	160L 4
117	12.4	1160	1.2	112/2	160L 4
100	14.5	1356	1.1	112/2	160L 4
89	16.3	1525	1.1	112/2	160L 4
82	17.7	1655	1.0	112/2	160L 4
72	20.2	1889	0.9	112/2	160L 4
67	21.7	2030	0.9	112/2	160L 4

18.5 kW	$n_1 = 2910 \text{ min}^{-1}$	160L 2
----------------	-------------------------------	--------

n_2	ir	T2	FS'	PMP - PCP PMF - PCF	Model
1003	2.9	167	2.9	112/2*	160L 2
856	3.4	196	2.7	112/2*	160L 2
728	4.0	231	2.6	112/2*	160L 2
633	4.6	265	2.5	112/2*	160L 2
477	6.1	352	2.2	112/2*	160L 2
428	6.8	392	2.1	112/2*	160L 2
368	7.9	456	1.9	112/2*	160L 2
327	8.9	513	1.7	112/2*	160L 2
300	9.7	559	1.6	112/2*	160L 2
262	11.1	640	1.5	112/2*	160L 2
235	12.4	715	1.6	112/2*	160L 2
201	14.5	836	1.5	112/2*	160L 2
179	16.3	940	1.4	112/2*	160L 2
164	17.7	1021	1.4	112/2*	160L 2
144	20.2	1165	1.2	112/2*	160L 2
134	21.7	1252	1.2	112/2*	160L 2
115	25.4	1465	1.0	112/2*	160L 2
100	29.1	1678	0.9	112/2*	160L 2

**4.7 PMP - PCP - PMF - PCF
Gearmotors performances**

n_2 min ⁻¹	ir	T2 Nm	FS'	PMP - PCP PMF - PCF	
----------------------------	----	----------	-----	------------------------	--

**4.7 Leistungen der PMP - PCP -
PMF - PCF Getriebemotoren**

n_2 min ⁻¹	ir	T2 Nm	FS'	PMP - PCP PMF - PCF	
----------------------------	----	----------	-----	------------------------	---

N.B.
Tutte le potenze indicate si riferiscono alla potenza meccanica dei riduttori.
Per i riduttori contrassegnati con (*) è opportuno effettuare la verifica della potenza limite termico secondo le indicazioni riportate nel par. 1.7.

NOTE.
The indicated power is based on the mechanical capacities of the gearboxes. For the gearboxes marked with () it is also necessary to obey the thermal capacity like shown on chapter 1.7.*

HINWEIS.
Die Leistungsangaben beziehen sich auf die mechanische Belasbarkeit der Getriebe. Bei den mit (*) gekennzeichneten Getrieben ist außerdem die thermische Leistungsgrenze zu beachten (s. Kap. 1.7).